

.101" SUBMINIATURE PHONE JACKS




TR2A



TR1PC



MDPC2A



MDL2A



MDL2ARA



MDPC2ARA

SUBMINIATURE PHONE JACKS, TR2A AND TR1PC

Extremely small, rugged, shunted Micro-Jax® 2-conductor jack is 1/4 the size of a standard phone jack and weighs less than 1/20 ounce. Can be wired for open or closed circuit operation. Internally keyed insulators interlock all parts and tip springs grip mating plugs positively. Mates with Switchcraft Micro-Plug® phone plugs. Jacks mount through .190 inch diameter hole in chassis/panels up to .093 inches thick. For insulated mounting, a .281 inch diameter hole and .050 inch maximum panel thickness applies. Order insulating washer separately. Number P1617 (flat phenolic washer) and Number P1618 (swedged fiber washer).

Number TR1PC: 2-conductor open or closed circuit jack with PC terminals. Open frame and enclosed versions available. Mates with Switchcraft® Micro Plug® numbers 850, 855, and 880.

SUBMINIATURE ENCLOSED PHONE JACKS

Micro-D Jax® 2-conductor jacks have insulated box construction and subminiature size.

Number MDPC2A: 2-conductor closed circuit jack with PC terminals. Mounts to single-, double-sided or multilayer boards either singly or in rows as close as .344 inch centers (+/- .01 inches). Bushing is .10 inch inside diameter.

Number MDL2A: Same as MDPC2A except, 1. solder lugs, 2. bushing is #10-48 threaded (nut and washer supplied), and 3. mounting centers are .35 inch or .313 inch. When mounted on .313 inch centers, sleeves or adjacent jacks may be in intimate contact. Mounts through a .203 inch diameter hole in chassis/panels up to .063 inches thick.

SUBMINIATURE RIGHT-ANGLE PHONE JACKS

2-conductor jacks have molded housing which protects all internal parts. Panel/chassis or PC boards mounting in rows, if desired, on .351 inch centers. PC terminals need only .382 inch behind-panel clearance.

Number MDPC2ARA: PC terminals mount/terminate directly to PC or multilayer boards. Bushing clears a .156 inch diameter panel hole.

MDL2ARA: Right-angle solder lugs and #10-48 threaded bushing for chassis/panel mount. Mounts in .203 inch diameter hole in chassis/panels up to .063 inches thick.

SPECIFICATIONS - MICRO-JAX®

ELECTRICAL

Contact Resistance: .10 ohms maximum (spring to plug).

Shunt Resistance: .10 ohms maximum.

Dielectric Withstanding Voltage: 250 V AC.

Shunt Tension: 60 grams minimum.

MATERIAL

Mounting Bushing: Nickel-plated copper alloy.

Insulating Spacers: Rigid plastic.

Springs: Nickel-plated copper alloy. Integral contacts are plated.

Tip, Shunt and Sleeve Terminals: Silver-plated copper alloy.

Hardware: Supplied with one, P15331 nickel-plated copper alloy hex nut, and one S29571 nickel-plated copper alloy flat washer.

MATERIAL - TR1PC

Threaded Bushing: Nickel-plated copper alloy.

Tip Spring: Copper alloy.

Sleeve/Ground Terminal: Copper alloy tin-lead with nickel underplate.

MECHANICAL - TR1PC

Life: 10,000 insertion/withdrawal cycles, minimum.

Insertion/Withdrawal Forces: 11 ounces insertion, 11 ounce minimum withdrawal.

ENVIRONMENTAL - TR1PC

Thermal Range: -55°C to +85°C (non-operating); -20°C to +65°C (operating).

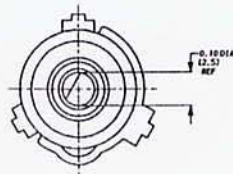
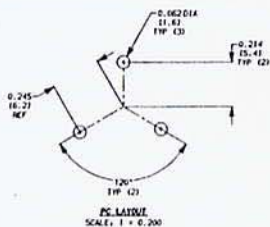
Thermal Shock: Per MIL-STD-202, method 107.

Humidity: Per MIL-STD-202, method 106.

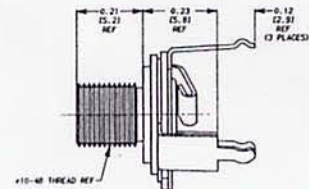
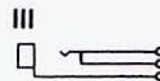
Salt Spray: Per MIL-STD-202, method 101.

Part Number	Description	Jack Schematic ¹	Typical Mating Plug ²
TR2A	2-conductor (closed circuit)	III	850
TR1PC			
MDPC2A			
MDL2A			
MDPC2ARA			
MDL2ARA			

1 See Jack Schematics, pages 65 and 66.
2 See Plugs Section for mating information.



DIMENSIONS ARE FOR REFERENCE ONLY
Inch (mm)



NOTE: Contact your Switchcraft Representative for price and delivery.